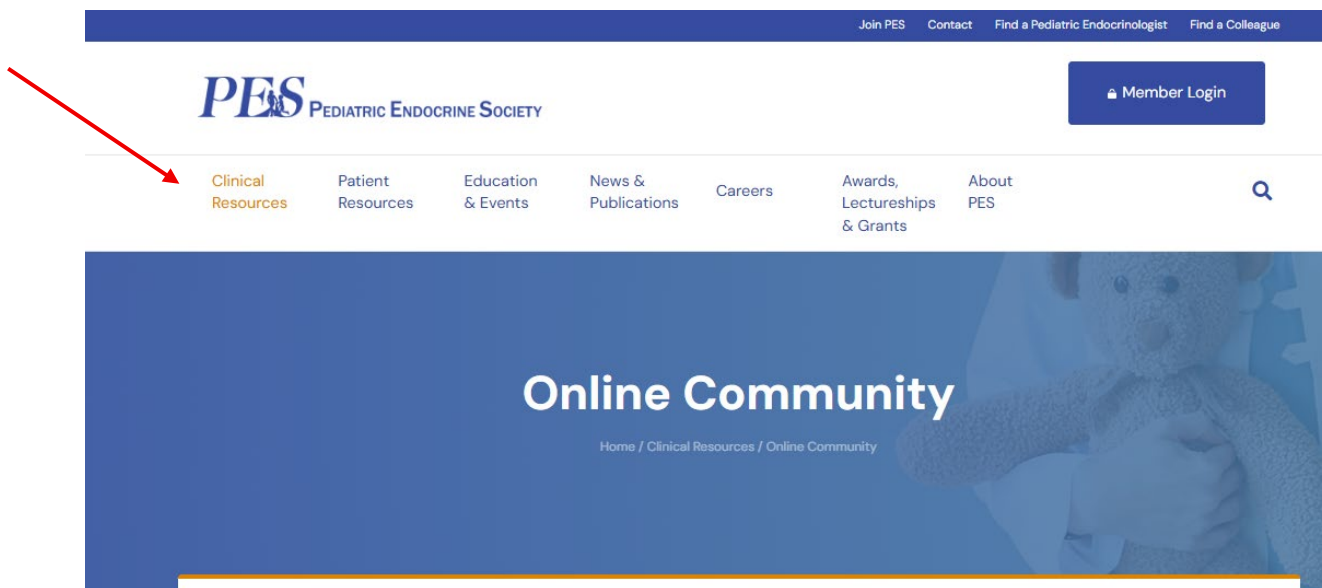


Accessing PES Connect

Visit the new site at <https://community.pedsendo.org/communities> and the log in to your PES account. Once we officially launch, you can access from the [website](#) clinical resources – online community page. Please note that being an active PES member is a requirement to access PES Connect.

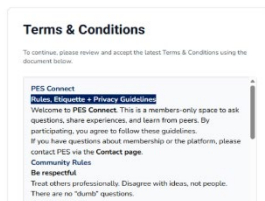
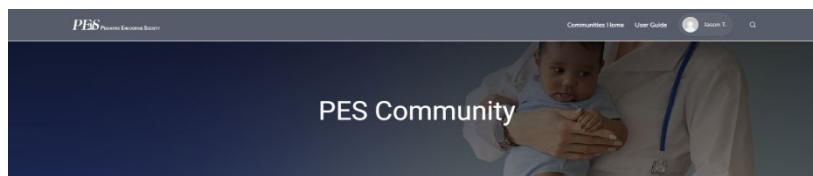


A Brand-New PES Community Platform – Coming Soon!

We're excited to announce the upcoming launch of our new and improved PES Community Platform. This modern, user-friendly system will make it easier than ever to collaborate, communicate, and stay connected with your colleagues.

Once you are logged in to PES Connect

When you log in to the new platform, you will be required to review and accept the Terms & Conditions.



Once you accept the Terms and Conditions, you will be brought to the “My Communities” home page, where you will see the current list of communities that you are a part of. You can sort communities by alpha order (left red arrow) or type in the filter search box (right red arrow).

My Communities

Sort: [Alpha] [Ascending] [Descending] Filter: Search communities...

Choose a community to browse threads or start a discussion.

Community	Posts	Members	Last Activity
Membership Committee	1	3	2 years ago in Membership Application ...
Differences of Sex Development SIG	20	48	34 weeks ago in Follow-up to DSD SIG ...
Board Community	0	0	No recent activity

Recent Posts

- PES gets a new and improved database!
General Discussion
30 weeks ago
- 2025 Board Review Online Course Materials n...
General Discussion
30 weeks ago
- Clinic Operations
Advanced Practice Providers (APP) SIG
32 weeks ago

© 2026 PES Community Home Communities User Guide

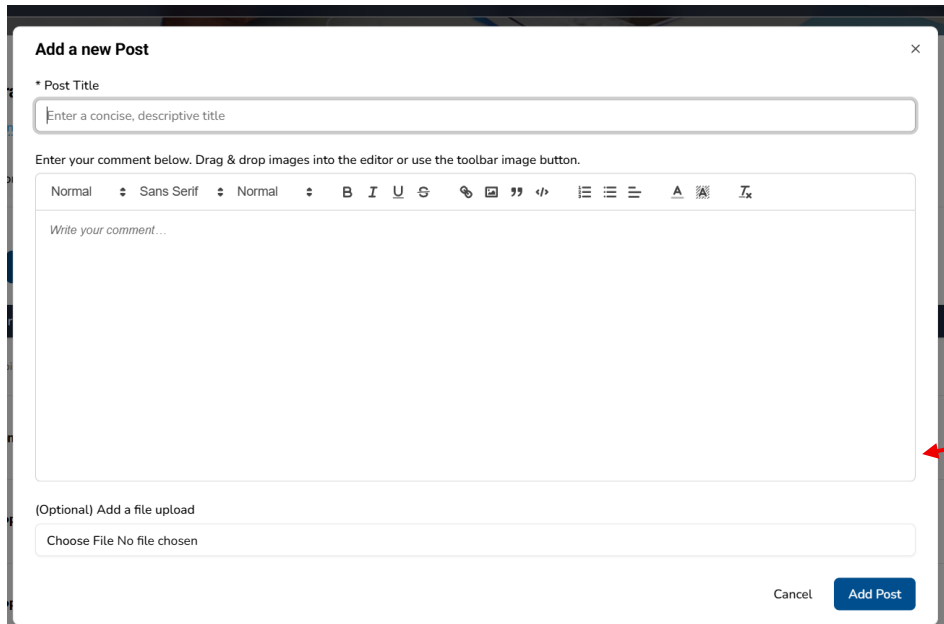
You can click on one of the communities to read the current posts, reply to them, OR start a new discussion under that community.

Upon official launch also, you’ll find the “**General Discussion**” community for ALL Members, where you can post general questions, announcements, and comments for the entire PES membership.

To send a message to all community members, visit the “Posts” tab, then select the

“Submit a new Post” button.

The below box will appear. Add your post title, content, and any attachments (if relevant). Select the “Add Post” button to send your message. Note: When you send out a message, all community members will receive an email.



The image shows a screenshot of a web application's "Add a new Post" dialog box. The dialog is titled "Add a new Post" and has a close button in the top right corner. It contains a "Post Title" field with the placeholder text "Enter a concise, descriptive title". Below the title field is a rich text editor with a toolbar and a large text area with the placeholder text "Write your comment...". At the bottom of the dialog, there is an "Optional Add a file upload" section with a "Choose File" button and "No file chosen" text. At the very bottom are "Cancel" and "Add Post" buttons. A red arrow points to the right side of the dialog box.

Explore other areas of the community including the “File Library” (a repository of documents/resources), and “Community Members” (to see individual members of the community). Within the “Community Members” tab you can private message individual members.

Subscriptions

Manage your community subscriptions by clicking on your name located at the upper right-hand corner, then selecting the “My Subscriptions” drop down:



Edit My Subscription Preferences

Unsubscribe from all email communications
This disables digests and all community notifications.

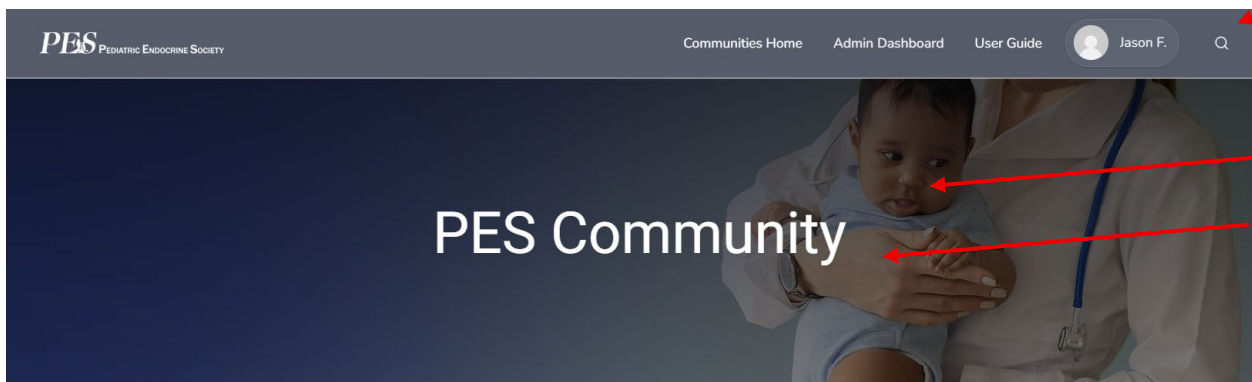
Digest Frequency

Daily Weekly Monthly No Digest

- Choose to receive daily, weekly, or monthly email digests to stay informed without overwhelming your inbox.
- Unsubscribe from all communities if you prefer not to receive email notifications.

Searching

PES Connect has a global search feature where you can enter any text, key words. The search box is located on the upper right-hand corner of any page (see *the magnify glass where the red arrow is pointing below*).



My Communities

Sort: Filter:

Technical Help or Questions

Contact info@pedsendo.org if you believe you should have access to certain communities.